


60" Special Access Showers

(62" actual O.D., 60" interior clearance)

NO-LIP option

- ADA Compliant
- No lip from the inside of the stall provides easiest wheel chair access available. (1-1/2" overall threshold height).
- Flat threshold surface for door mounting applications
- Optional collapsible water retention dam available for purchase.
- Self-leveling poured resin floor supports superior strength for easy installation .



Model # S-6037-BF-NL

Dimensions: 62-1/4" X 37-5/8" X 80-1/2"

ARP Barrier Free enclosures are identical to *Special Access* ADA enclosures, without the installed hardware. Custom hardware installation is available on request.



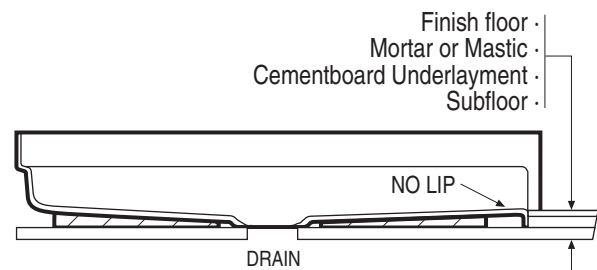
Model # S-6037-H-NL

Dimensions: 62-1/4" X 37-5/8" X 80-1/2"

Includes a heavy-duty fold down seat (construction: phenolic slats, stainless steel support tubing), 1-1/4" diameter wrap around stainless steel grab bar. Please specify left or right hand seat.



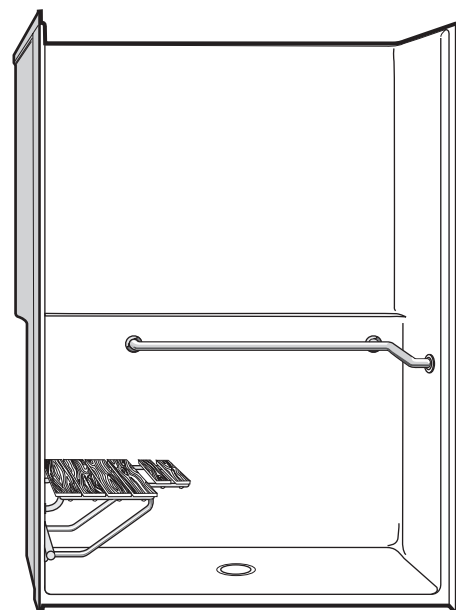
NO-LIP threshold version (left) vs. Standard 1/2" lip threshold version



Cross section of NO-LIP installation.

NOTE: All American Reinforced Plastics Special Access units are designed ADA compliance. Federal standards set for ADA compliant bathing enclosures require a full 60" clearance inside threshold dimension (wall to wall). For this reason, ARP's "60-inch" ADA units are actually 62 -1/4" outside (rough in) dimension. In order to comply with local ADA codes, it may be necessary to recess Special Access units into the floor.

Review project plans and local building codes prior to installation.



AMERICAN REINFORCED PLASTICS



SPECIFICATIONS

SPECIAL ACCESS 60" NO-LIP SHOWER

(62" actual, threshold height 1-1/2" O.D.)

MODEL# S-6037-H-NL (LH or RH seat)

COMPOSITION

American Reinforced Plastics bath products are manufactured using specially formulated sanitary polyester gel coat, backed with a heavy fiberglass reinforcing. The surround portion is a sandwich panel construction with a polyurethane core, built to exceed the standards of A.N.S.I. Z 124-1, Z 124-2, and UPC-11-60. Extra wood reinforcement is used for added strength at hardware locations.

DESIGN FEATURES

- ADA compliant for wheel chair accessibility. 1-1/2" steel reinforced threshold. May require inseting into floor for certain applications.
- One piece construction eliminating all possible leakage.
- Factory pre-leveled bottom support for durability and easy installation.
- Wood reinforcement laminated in walls for additional strength at hardware locations. Specify right or left hand seat.

MAINTENANCE

Only easy to use liquid cleaners are required to maintain the bright, smooth surface in a like new condition. Avoid using abrasive cleansers.

WARRANTY

ARP units have a three year warranty against factory defects.

ARCHITECTS SPECIFICATIONS

The bathing enclosures shall be one-piece, heavy duty, fiberglass

reinforced polyester, gel-coated to provide sanitary, unbroken clean lines and a smooth surface. Wood reinforced wall panels shall be used to accept grab bars and seat installation. Measurements, hardware, and structural integrity shall meet all requirements for ADA standards as specified A.N.S.I. 117. Special reinforcing, contouring and sandwich panel construction with a polyurethane core gives strength to exceed A.N.S.I. Z 124-1, Z 124-2 and UPC - 11 - 60 standards.

The shower units shall be self-supporting with nailing flanges on front and top edges of the walls. Units shall be warranted against factory defects for three years. The under portion of the bathing enclosures shall be coated with an integrated resin compound to provide stable bearing against the floor.

The shower unit shall be manufactured by American Reinforced Plastics, Inc., 8209 Pacific Highway East, Tacoma, Washington, 98422.

